

VXC 30/65 vortex/friströms avloppspump

Artikelnr Beteckning

111217 VXC 30/65:2,2/3x400/G80

Installation

Vikt 45,0 kg

Styrning Manuell

Ansl. ut G80 inv

Övrigt

Max Tryck 12 mVp

Max Flöde 20,0 l/sek

Elektrisk Data

Effekt 2,20 kW

Märkström 5,0 A

Spänning 3x400



Pedrollo VXC Virvelhjul Avloppspump

PEDROLLO VXC är en serie högeffektiva, dränkbara avloppspumpar med konstruktion i gjutjärn.

Virvelhjul säkerställer problemfri hantering av svart-, BDT-, grå- och dränvatten med fritt genomlopp på upp till 65 mm som tillåter passage av stora partiklar.

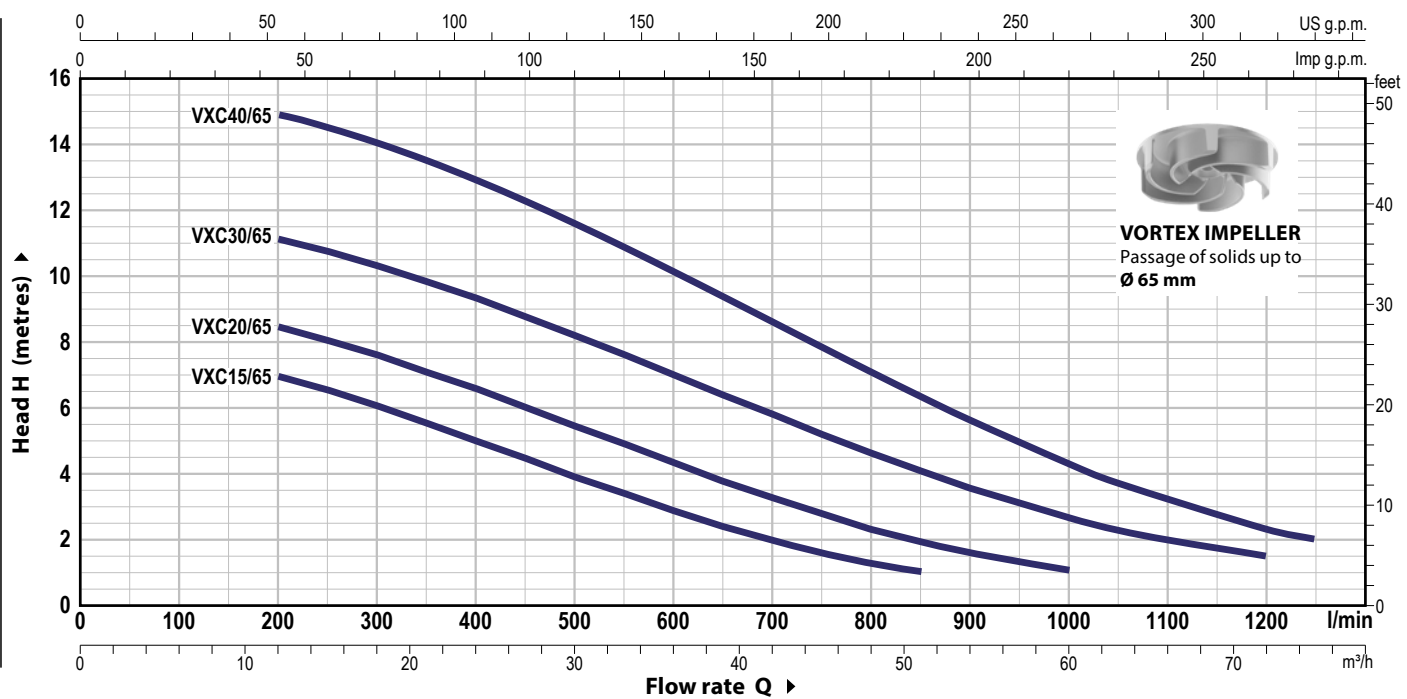
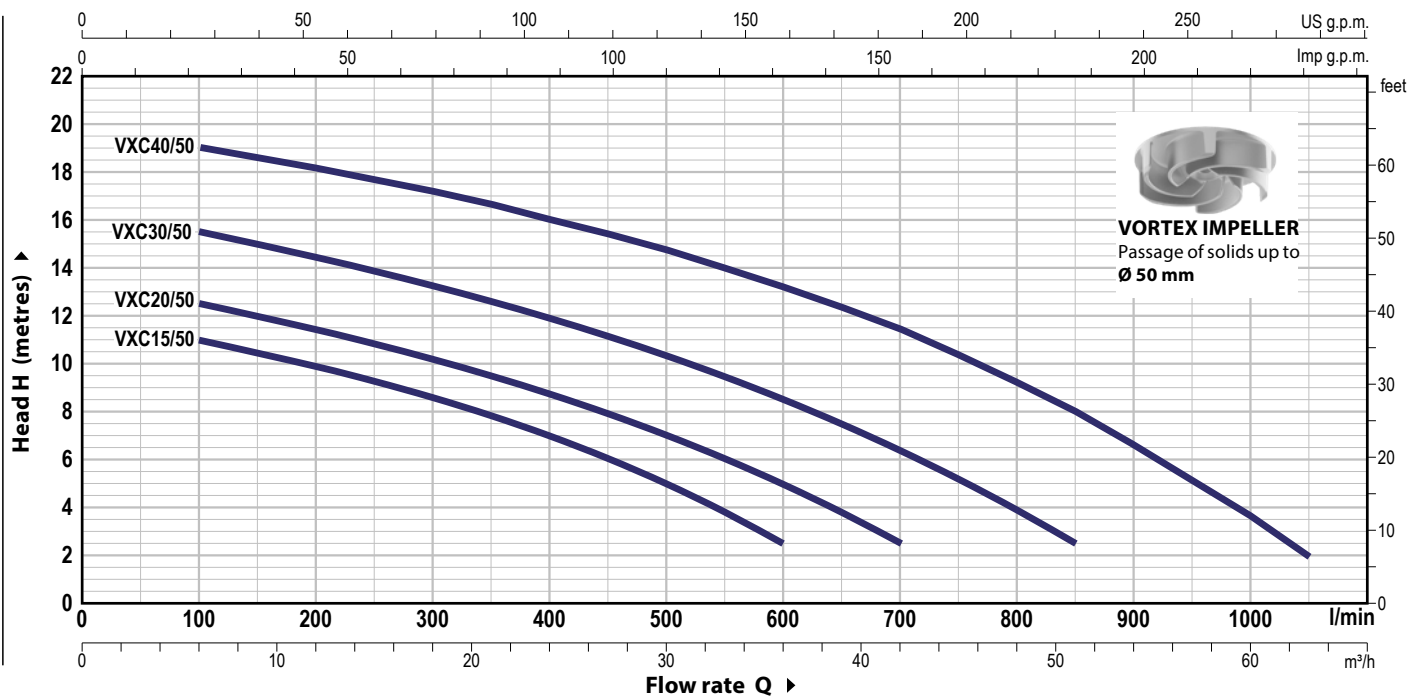
VXC-serien lämpar sig väl till pumpning från dräneringsbrunn, parkeringshus och andra avloppsapplikationer som kräver större flöde.

Dubbla axeltätning i kiselkarbid säkerställer en lång livslängd.

- Stort genomlopp – Stora partiklar.
- Genomgående konstruktion i gjutjärn.
- Tillverkad i Italien.

CHARACTERISTIC CURVES AND PERFORMANCE DATA

50 Hz n= 2900 min⁻¹



MODEL		POWER (P ₂)		Q	m ³ /h														
Single-phase	Three-phase	kW	HP		0	6	12	18	24	30	36	42	51	60	63	72	75		
				Q	0	100	200	300	400	500	600	700	850	1000	1050	1200	1250		
VXCm 15/50	VXC 15/50	1.1	1.5	H metres	12.0	11.0	9.9	8.6	7.0	5.0	2.5								
VXCm 20/50	VXC 20/50	1.5	2		13.5	12.5	11.4	10.2	8.7	7.0	5.0	2.5							
VXCm 30/50	VXC 30/50	2.2	3		16.5	15.5	14.4	13.2	11.9	10.3	8.5	6.4	2.5						
-	VXC 40/50	3	4		20.0	19.0	18.1	17.1	16.0	14.7	13.2	11.4	8.0	3.6	2.0				
VXCm 15/65	VXC 15/65	1.1	1.5		8.0	-	7.0	6.0	5.0	3.9	2.8	2.0	1.0						
VXCm 20/65	VXC 20/65	1.5	2		9.5	-	8.5	7.6	6.6	5.4	4.3	3.3	2.0	1.0					
VXCm 30/65	VXC 30/65	2.2	3		12.0	-	11.1	10.3	9.3	8.2	7.0	5.8	4.1	2.6	2.3	1.5			
-	VXC 40/65	3	4		15.5	-	15.0	14.0	13.0	11.6	10.1	8.6	6.3	4.3	3.7	2.3	2.0		

Q = Flow rate H = Total manometric head

Tolerance of characteristic curves in compliance with EN ISO 9906 Grade 3B.

POS. COMPONENT CONSTRUCTION CHARACTERISTICS

1 PUMP BODY	Cast iron with an Epoxy Electro Coating treatment, with threaded ports in compliance with ISO 228/1
2 IMPELLER	Precision cast stainless steel AISI 304 VORTEX type
3 MOTOR CASING	Cast iron with an Epoxy Electro Coating treatment
4 MOTOR CASING PLATE	Cast iron with an Epoxy Electro Coating treatment
5 MOTOR SHAFT	Stainless steel AISI 431

6 TWO MECHANICAL SEALS SEPARATED BY AN OIL CHAMBER

Seal Model	Shaft Diameter	Position	Materials		
			Stationary ring	Rotational ring	Elastomer
STA-22	Ø 22 mm	Motor side	Ceramic	Graphite	NBR
STA-20	Ø 20 mm	Pump side	Silicon carbide	Silicon carbide	NBR

7 BEARINGS 6305 CM D 6 / 6204 ZZ - C3

8 ELECTRIC MOTOR

VXCm 15-20-30: single-phase 230 V - 50 Hz with thermal overload protector incorporated into the winding

VXC: three-phase 400 V - 50 Hz. with thermal overload protector incorporated into the winding to be connected to the control box (supplied on demand)

- Insulation: class F
- Protection: IP X8

9 POWER CABLE

10 metres long "H07 RN-F" cable

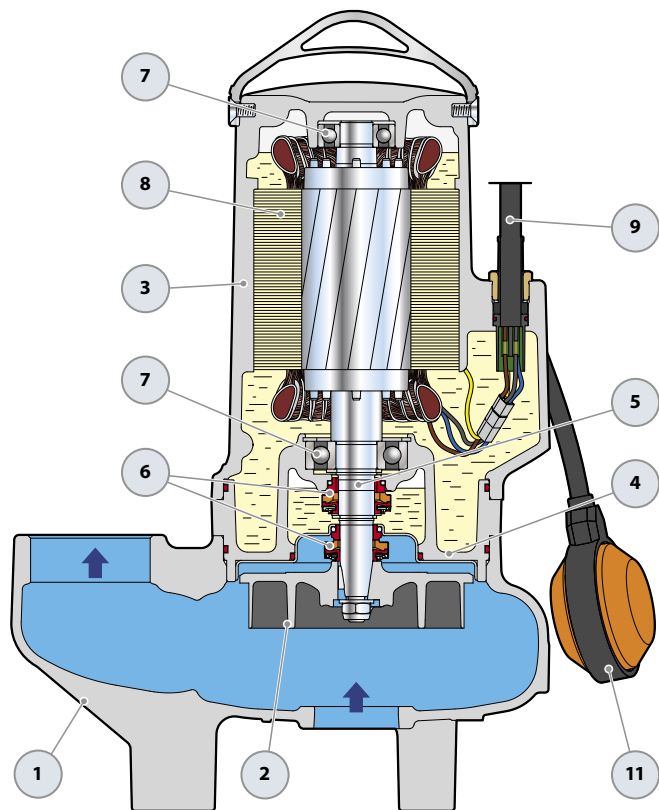
10 CONTROL BOX for VXCm 15-20-30

(only for single-phase versions)

Complete with capacitor and manual reset motor protector

11 FLOAT SWITCH

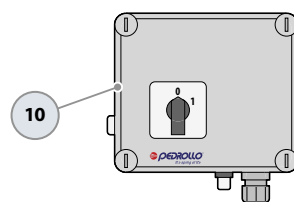
(only for single-phase versions)



OPTIONAL – Supporting Base

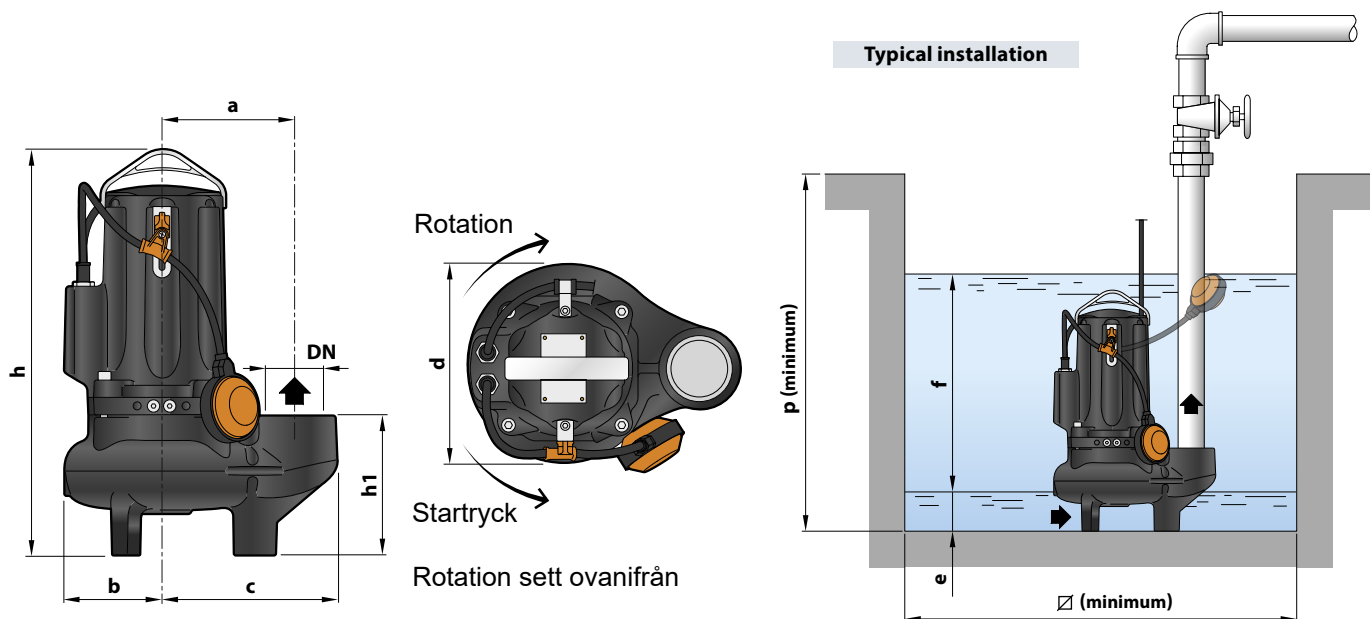


Standard features



Control box (only for single-phase versions)

DIMENSIONS AND WEIGHT



MODEL		PORT DN	Passage of solids mm	DIMENSIONS mm										kg		
Single-phase	Three-phase			a	b	c	h	h1	d	e	f	p	Ø	1~	3~	
VXCm 15/50	VXC 15/50	2½"	Ø 50	162	119	212	487		167	242	75	variable	800	800	42.0	40.5
VXCm 20/50	VXC 20/50						43.0	42.0								
VXCm 30/50	VXC 30/50						48.0	43.0								
-	VXC 40/50						-	48.0								
VXCm 15/65	VXC 15/65	3"	Ø 65	180	120	240	521		201	246	85	variable	800	800	44.0	42.5
VXCm 20/65	VXC 20/65						45.0	44.0								
VXCm 30/65	VXC 30/65						50.0	45.0								
-	VXC 40/65						-	50.0								

ABSORPTION AND CAPACITORS

MODEL	VOLTAGE	
	230 V	240 V
Single-phase	230 V	240 V
VXCm 15/50	8.5 A	8.1 A
VXCm 20/50	9.0 A	8.6 A
VXCm 30/50	12.0 A	11.5 A
VXCm 15/65	8.5 A	8.1 A
VXCm 20/65	9.0 A	8.6 A
VXCm 30/65	12.0 A	11.5 A

MODEL	VOLTAGE		
	230-240 V	400-415 V	690-720 V
Single-phase	230-240 V	400-415 V	690-720 V
VXC 15/50	5.9 A	3.4 A	1.7 A
VXC 20/50	6.4 A	3.7 A	2.0 A
VXC 30/50	8.7 A	5.0 A	3.3 A
VXC 40/50	10.7 A	6.2 A	4.5 A
VXC 15/65	5.9 A	3.4 A	1.7 A
VXC 20/65	6.4 A	3.7 A	2.0 A
VXC 30/65	8.7 A	5.0 A	3.3 A
VXC 40/65	10.7 A	6.2 A	4.5 A

MODEL	CAPACITANCE CAPACITORS
	(230 V o 240 V)
Single-phase	(230 V o 240 V)
VXCm 15/50 VXCm 15/65	50 µF 450 VL
VXCm 20/50 VXCm 20/65	50 µF 450 VL
VXCm 30/50 VXCm 30/65	60 µF 450 VL